

45°面铣

机夹式平面铣削刀具 Clamp type flat milling tool

SEET

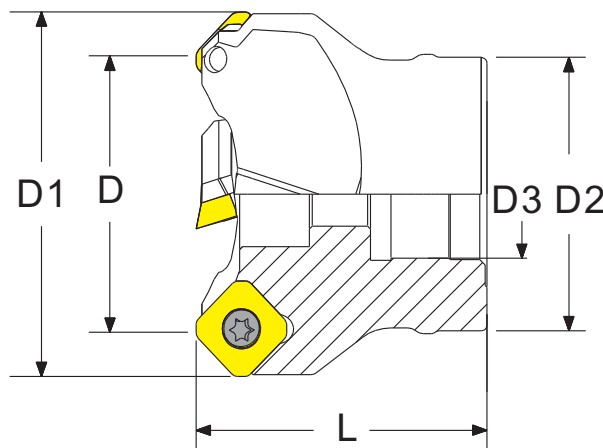
正方形
有孔
铣削刀片

刀片(Insert):
SEET12T3-DM ZP152
Ap:0.3-0.8 (mm)
Fz:0.1-0.3 (mm/rev)
Vc:100-300 (m/min)

切削形态: ● 稳定切削 Stable Cutting ● 一般切削 General Cutting ✖ 不稳定切削 Unstable Cutting

用途 Application	产品图片 Product Image	几何尺寸 Dimensioning	规格型号 Specification	尺寸 Dimension (mm)					配套刀柄 Matching Toolholder	适用材料 Material	
				r _ε	A	B	T	∅d			a°
平面铣削加工 Face milling			SEET 12T3-DF 轻切削 12T3-CF 12T3-EF 中切削 12T3-DM 12T3-CM 12T3-EM 重切削 12T3-DR 12T3-CR 钢铝用 12T3-LH	-	13.4	2.55	3.97	4.1	20°	刀柄: (Toolholder) D74	P 钢 Steel M 不锈钢 Stainless Steel K 铸铁 Iron N 铝/铜/镁/锌/塑料/木材 Aluminum/Copper/Magnesium/Zinc/Plastic/Wood S 硬质合金/粉末冶金 Carbide/Powder Metallurgy H 钛/高温合金/碳纤维 Titanium/Superalloy/Carbon Fiber

■ R245 刀盘 R245 cutter



- 大前角刀片，切削负荷小
- 装有硬质合金刀垫，刀粒切削刚性更好

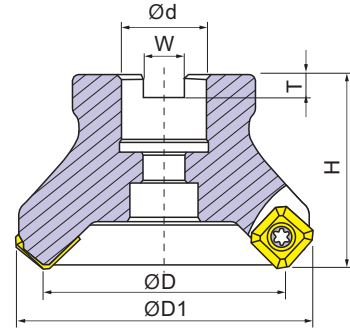
切削参数 (Cutting Parameters): R15-R18
零配件 (Spare Parts): P01-P04

- ★ Before the big angle blade, cutting load
- ★ A hard alloy cutter pad, cutting better rigidity

型号 Cat. No	刃数 Blade number	最大径 D1 Largest diameter	切削径 D Cutting size	端面直径 D2 End face diameter	内径 D3 Inside diameter	总长 L Long	刀片 Insert	Stock	Order Number	Price (RMB)
R245R63-22-5T	5	76	63	47	22	50	SEET-12T3	●	331300	350
R245R80-27-5T	5	93	80	58	27	50		●	331302	480
R245R100-32-6T	6	113	100	76	32	50		●	331304	750
R245R125-40-7T	7	138	125	87	40	63		●	331306	900
R245R160-40-10T	10	173	160	100	40	63		●	331308	1500
R245R200-40-12T	12	212.9	200	175	40	63		●	331310	2200
R245R250-40-14T	14	262.9	250	220	60	63		●	331312	2800

KM 机夹式45°平面立铣刀盘

45° Planar End Milling Cutter Head with Machine Clamp



切削参数 (Cutting Parameters): R15-R18
零配件 (Spare Parts): P01-P04

- 适配钢件、铸件、铝件多种材质刀片，适切范围广
- 容屑空间大，排屑好
- 可适用平面铣削的精密加工
- 大前角，切削负荷小
- ★ Fit steel, castings, aluminum pieces of various materials blade, the relevance of a wide range of
- ★ Capacity chip a large space, good chip disposal
- ★ Planar milling finishing applicable
- ★ Large rake angle, cutting a small load

刀杆
刀盘

直角
台肩
立
铣刀

圆角
铣刀

球头
铣刀

钻铣
刀杆

倒角
刀杆

玉米
铣刀

三
面刃
槽刀

快
进给
系列

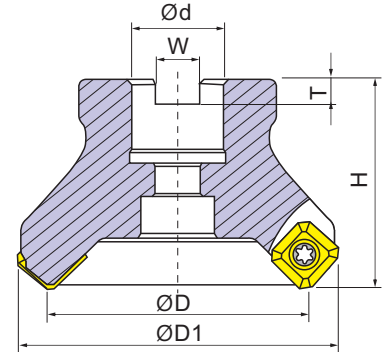
龙门
平面
铣刀

锁
牙式
刀柄

规格型号 Specification	尺寸 Dimensions (mm)						刃数 Edges	刀片 Insert	螺钉 Screw	扳手 Wrench	库存 Stock	编码 Code	Price (RMB)
	D	D1	d	H	W	T							
KM12R50-22-4T	50	64	22	50	10.4	6.3	4	SE..1204..	M5.0×11	T20	●	331500	240
KM12R63-22-4T	63	77	22	50	10.4	6.3	4				●	331502	280
KM12R80-27-5T	80	94	27	50	12.4	7	5				●	331504	400
KM12R100-32-5T	100	114	32	50	14.4	8	5				●	331506	600
KM12R125-40-6T	125	139	40	63	16.4	9	6				●	331508	750
KM12R160-40-6T	160	174	40	63	16.4	9	6				●	331510	1150
KM12R200-60-8T	200	210	60	63	25.7	14	8				●	331512	1600
KM12R250-60-10T	250	260	60	63	25.7	14	10				●	331514	2100
KM12R300-60-12T	300	310	60	65	25.7	14	12				●	331516	-
KM12R50-25.4-4T	50	64	25.4	50	10	6	4				●	331518	-
KM12R63-25.4-4T	63	77	25.4	50	10	6	4				●	331520	280
KM12R80-25.4-5T	80	94	25.4	50	10	6	5				●	331522	400
KM12R100-31.75-5T	100	114	31.75	50	13	8	5				●	331524	600

AL-KM 机夹式45°平面立铣刀盘-铝制高光

45° Planar End Milling Cutter Head with Machine Clamp
-Aluminum High Gloss



切削参数 (Cutting Parameters): R15-R18
零配件 (Spare Parts): P01-P04

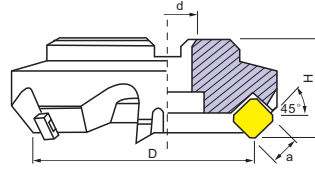
- 特点：铝材壳体，重量轻，45°高光效率高
- ★ Features: Aluminum Shell, Light Weight, 45° High Polishing Efficiency

规格型号 Specification	尺寸 Dimensions (mm)						刃数 Edges	刀片 Insert	螺钉 Screw	扳手 Wrench	库存 Stock	编码 Code	Price (RMB)
	D		d	H	W	T							
AL-KM12-50-22-4T	50		22	50	10.4	6.3	4	SE..1204..	M5.0×11	T20	●	331550	260
AL-KM12-63-22-4T	63		22	50	10.4	6.3	4				●	331552	320
AL-KM12-80-22-6T	80		22	50	12.4	7	6				●	331554	440
AL-KM12-80-27-5T	80		27	50	12.4	7	5				●	331556	440
AL-KM12-80-27-6T	80		27	50	12.4	7	6				●	331558	440
AL-KM12-100-22-6T	100		22	50	14.4	7	6				●	331560	750
AL-KM12-100-27-6T	100		27	50	14.4	8	6				●	331562	750
AL-KM12-100-32-5T	100		32	50	14.4	8	5				●	331564	750
AL-KM12-100-32-6T	100		32	50	14.4	8	6				●	331566	750
AL-KM12-125-22-6T	125		22	63	16.4	8	6				●	331568	1165
AL-KM12-125-27-6T	125		27	63	16.4	9	6				●	331570	1165
AL-KM12-125-32-6T	125		32	63	16.4	9	6				●	331572	1165
AL-KM12-125-40-6T	125		40	63	16.4	9	6				●	331574	1165
AL-KM12-160-27-8T	160		27	63	16.4	9	8				●	331576	1300
AL-KM12-160-32-8T	160		32	63	16.4	9	8				●	331578	1300
AL-KM12-160-40-6T	160		40	63	16.4	9	6				●	331580	1300
AL-KM12-160-40-8T	160		40	63	16.4	9	8				●	331582	1300
AL-KM12-200-40-10T	200		40	63	16.4	9	10				●	331584	2800
AL-KM12-200-60-8T	200		60	63	16.4	9	8				●	331586	2800
AL-KM12-250-60-10T	250		60	63	16.4	9	10				●	331588	3500
AL-KM12-300-60-12T	300		60	63	16.4	9	12				●	331590	4300

SD45° 面铣刀盘 Face Milling Cutter

45°

切割参数 (Cutting Parameters): D78
零配件 (Spare Parts): P01-P04



- 使用15° 正角刀片
- 采用高刚性硬质合金刀垫
- ★ Using the blade angle is 15°
- ★ High-rigidity alloy pad.

型号 Cat. No	尺寸 Size			刀片数T	刀片规格 Insert	Stock	Order Number	Price (RMB)
	外径D	孔径d	高度H					
SD445R/L03-25.4	80	25.4	55	5	 SDKN1203	●	331700	960
SD445R/L04-31.75	100	31.75	55	5		●	331702	1100
SD445R/L05-38.1	125	38.1	60	6		●	331704	1500
SD445R/L06-50.8	160	50.8	60	8		●	331706	2200
SD445R/L08-47.625	200	47.625	65	10		●	331708	2800
SD445R/L10-47.625	250	47.625	65	12		●	331710	4800
SD445R/L12-47.625	300	47.625	65	14	●	331712	7000	
SD545R/L03-25.4	80	25.4	55	5	 SDKN1504	●	331714	960
SD545R/L04-31.75	100	31.75	55	5		●	331716	1100
SD545R/L05-38.1	125	38.1	60	6		●	331718	1500
SD545R/L06-50.8	160	50.8	60	8		●	331720	2200
SD545R/L08-47.625	200	47.625	65	10		●	331722	2800
SD545R/L10-47.625	250	47.625	65	12		●	331724	4800
SD545R/L12-47.625	300	47.625	65	14		●	331726	7000

刀杆
刀盘

直角
台肩
立
铣刀

圆角
铣刀

球头
铣刀

钻铣
刀杆

倒角
刀杆

玉米
铣刀

三
面刃
槽刀

快
进给
系列

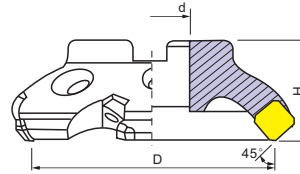
龙门
平面
铣刀

锁
牙式
刀柄

SE45° 面铣刀盘 Face Milling Cutter

45°

切割参数 (Cutting Parameters): D78
零配件 (Spare Parts): P01-P04



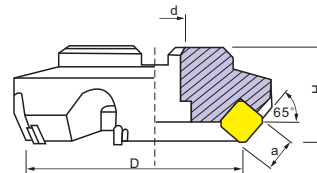
- 使用20° 正角刀片
- 大前角刃形
- 采用高刚性硬质合金刀垫
- ★ Using the blade angle is 20°
- ★ Large front-edge-shaped
- ★ High-rigidity alloy pad.

型号 Cat. No	尺寸 Size			刀片数T	刀片规格 Insert	Stock	Order Number	Price (RMB)
	外径D	孔径d	高度H					
SE545R/L03-25.4	80	25.4	50	5	 SEKN1504	●	331800	960
SE545R/L04-31.75	100	31.75	50	6		●	331802	1100
SE545R/L05-38.1	125	38.1	50	7		●	331804	1500
SE545R/L06-50.8	160	50.8	55	8		●	331806	2200
SE545R/L08-47.625	200	47.625	55	10		●	331808	2800
SE545R/L10-47.625	250	47.625	55	12		●	331810	4800
SE545R/L12-47.625	300	47.625	55	14	●	331812	7000	
SE445R/L63-22	63	22	50	4	 SEKN1203	●	331814	850
SE445R/L63-25.4	63	25.4	50	4		●	331816	850
SE445R/L03-25.4	80	25.4	50	5		●	331818	960
SE445R/L04-31.75	100	31.75	50	6		●	331820	1100
SE445R/L05-38.1	125	38.1	50	7		●	331822	1500
SE445R/L06-50.8	160	50.8	55	8		●	331824	2200
SE445R/L08-47.625	200	47.625	55	10		●	331826	2800
SE445R/L10-47.625	250	47.625	55	12		●	331828	4800
SE445R/L12-47.625	300	47.625	55	14	●	331830	7000	

SP65° 面铣刀盘 Face Milling Cutter

25°

切割参数 (Cutting Parameters): D78
零配件 (Spare Parts): P01-P04



- 使用11° 正角刀片
- 采用高刚性硬质合金刀垫
- ★ Using the blade angle is 11°
- ★ High-rigidity alloy pad.

型号 Cat. No	尺寸 Size			刀片数T	刀片规格 Insert	Stock	Order Number	Price (RMB)
	外径D	孔径d	高度H					
SP435R/L03-25.4	80	25.4	55	5	 SPKN1203	●	331900	960
SP435R/L04-31.75	100	31.75	55	5		●	331902	1100
SP435R/L05-38.1	125	38.1	60	6		●	331904	1500
SP435R/L06-50.8	160	50.8	60	8		●	331906	2200
SP435R/L08-47.625	200	47.625	65	10		●	331908	2800
SP435R/L10-47.625	250	47.625	65	12		●	331910	4800
SP435R/L12-47.625	300	47.625	65	14	●	331912	7000	
SP535R/L03-25.4	80	25.4	55	5	 SPKN1504	●	331914	960
SP535R/L04-31.75	100	31.75	55	5		●	331916	1100
SP535R/L05-38.1	125	38.1	60	6		●	331918	1500
SP535R/L06-50.8	160	50.8	60	8		●	331920	2200
SP535R/L08-47.625	200	47.625	65	10		●	331922	2800
SP535R/L10-47.625	250	47.625	65	12		●	331924	4800
SP535R/L12-47.625	300	47.625	65	14		●	331926	7000

平面铣刀

机夹式平面铣削刀具 Clamp type flat milling tool

SEKN

正方形
无孔
铣削刀片

切削形态: ● 稳定切削 Stable Cutting ● 一般切削 General Cutting ✖ 不稳定切削 Unstable Cutting

用途 Application	产品图片 Product Image	几何尺寸 Dimensioning	规格型号 Specification	尺寸 Dimension (mm)					配套刀柄 Matching Toolholder	适用材料 Material
				r _ε	A	B	T	a°		
平面铣削加工 Face Milling			SDKN 1203AETN	-	12.7	1.7	3.18	15°	刀柄: (Toolholder) D77-D78	● ●
			1504AETN	-	15.875	1.7	4.76	15°		
			SEEN 1203AFTN1	1.0	12.7	1.4	3.18	20°		
			1504AFTN1	1.0	15.875	1.4	4.76	20°		
			SEKN 1203AFTN1	-	12.7	1.4	3.18	20°		
1504AFTN1	-	15.875	1.4	4.78	20°					
SPKN 1203EDR	-	12.7	1.4	3.18	11°	● ● ● ● ● ● ● ● ● ● ● ● ● ● ● ●				
平面铣削加工 Face Milling			SEKR 1203AFEN-JS	1.0	12.7	1.4	3.18	20°	刀柄: (Toolholder) D77-D78	● ● ● ● ● ● ● ●
			1504AFEN-JS	1.0	15.875	1.4	4.76	20°		

刀杆
刀盘

直角
台肩
立
铣刀

圆角
铣刀

球头
铣刀

钻铣
刀杆

倒角
刀杆

玉米
铣刀

三
面刃
槽刀

快
进给
系列

龙门
平面
铣刀

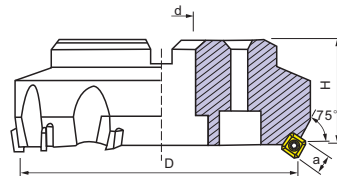
锁
牙式
刀柄

推荐切削条件 Recommend Cutting Conditions

	工件材料 Cat. No.	硬度 Hardness	刀片材料 Balde No.	切削速度 (m/min)	每刃进给量 (mm/tooth)
P	软钢 (SS400, S10C等)	≤HB180	ZP201	200 (160-250)	0.2(0.1-0.3)
			ZP150	180 (100-250)	
			ZN60	140 (80-200)	
P	碳钢, 合金钢 (S45C, SCM440等)	HB180-280	ZP150	200 (160-250)	0.2(0.1-0.3)
			ZP152	180 (100-250)	
		ZP153	140 (80-200)		
P		HB280-350	ZP153	120 (80-160)	0.15 (0.1-0.2)
			M	不锈钢 (SUS304等)	≤HB270
K	铸铁, 球墨铸铁 (FCD250, FCD400等)	抗拉强度 ≤ 450MPa	ZP201	175 (100-250)	0.2(0.1-0.3)
			ZP152	160 (100-220)	
N	铝合金		ZK01	650 (300-1000)	0.12(0.05-0.2)

- 刀具转速(min⁻¹)=(1000x切削速度)/(3.14x刀具切削刃直径)
- 机床工作台进给量(mm/min)=每刃进给量x刀具刃数x刀具转速

FP75° 面铣刀盘
Face Milling Cutter



- 使用11° 正角刀片
- 采用高刚性硬质合金刀垫
- ★ Using the blade angle is 11°
- ★ High-rigidity alloy pad.

15°
切削参数 (Cutting Parameters): D78
零配件 (Spare Parts): P01-P04

型号 Cat. No	尺寸 Size			刀片数 T	刀片规格 Insert	Stock	Order Number	Price (RMB)
	外径 D	孔径 d	高度 H					
FPR/L03-25.4	80	25.4	55	5		●	332100	960
FPR/L04-31.75	100	31.75	55	6		●	332102	1100
FPR/L05-38.1	125	38.1	60	8		●	332104	1500
FPR/L06-50.8	160	50.8	60	10		●	332106	2200
FPR/L08-47.625	200	47.625	65	12		●	332108	2800
FPR/L10-47.625	250	47.625	65	16		●	332110	4800
FPR/L12-47.625	300	47.625	65	20		●	332112	7000